

Comment report

Lists all the questions in the survey and displays all the comments made to these questions, if applicable.

Table of contents

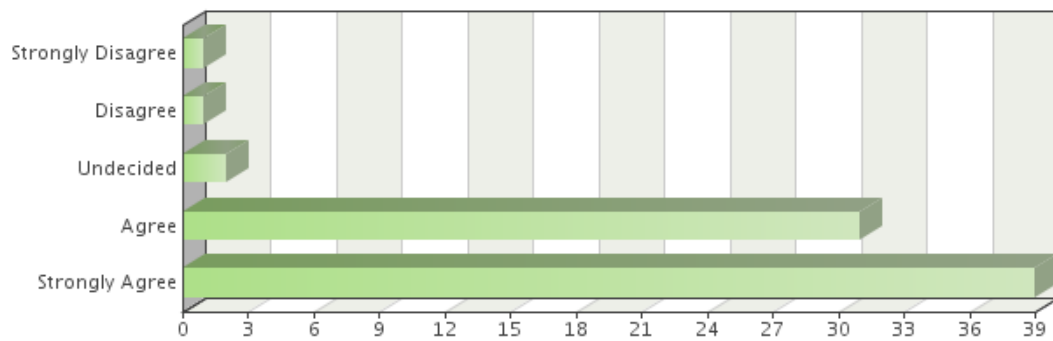
Report info.....	1
Question 1: Libraries are a place for people to access information through the collaborative efforts of the p.....	2
Question 2: Libraries are a bridge between physical and electronic access; a bridge between people and techno.....	3
Question 3: Libraries are attractive, welcoming places that are friendly, open, inclusive, accessible, and in.....	4
Question 4: Libraries are a source of community pride where people go to learn from educational experts who t.....	5
Question 5: Libraries are a place where stories join all our hands.	6
Question 6: Unlike teachers who teach what they think students should know, librarians teach by learning what.....	7
Question 7: In principle and practice, libraries are at the core of a democratic society, defending the freed.....	8
Question 8: The population using our library is increasing.	9
Question 9: The people I serve or represent are requesting more services.	10
Question 10: Our libraris physical facilities are adequate.	11
Question 11: Our library receives adequate funding.	12
Question 12: If people knew more about the services our library provides, funding would increase.	13
Question 13: We need to learn how to activate our client base to increase our support.	14
Question 14: We need elected officials who care more about libraries.	15
Question 15: Libraries need better public relations.	16
Question 16: Our library staff has adequate customer service skills.	17
Question 17: Libraries are struggling to keep up with rapidly changing technology.	18
Question 18: The technological infrastructure to manage library resources is adequate.	19
Question 19: Our library staff has adequate technological skills.	20
Question 20: Libraries are no longer needed because everything is available on the Internet.	21
Question 21: Paper books are no longer needed because everything is available electronically.	22
Question 22: At some point, we may no longer have access to paper books in libraries.	23
Question 23: Our library collection is excellent.	24
Question 24: Our library staff receives adequate training.	25
Question 25: Our library needs more staff.	26
Question 26: Our library needs more volunteers.	27
Question 27: Our library should be open more hours.	28
Question 28: We need to learn how to write grant proposals.	29
Question 29: The main purpose of multi-type library systems is to make all libraries stronger.	30
Question 30: There needs to be more cooperative collection development among libraries of all types.	31
Question 31: There needs to be more shared subscriptions among all types of libraries.	32
Question 32: There should be an annual best practice session among all types of libraries, related to common.....	33
Question 33: Northern Lights Library Network (NLLN) should support libraries to facilitate better communicatio.....	34
Question 34: NLLN should find ways to share costs among all types of libraries in the region in order to lower.....	35
Question 35: There is a need in our region for all library types to advocate together, with one voice.	36
Question 36: Please rank in order the importance of services provided to libraries by multi-type library syste.....	37
Levels.....	37
Question 37: Please rank the mission of Northern Lights Library Network (NLLN), with 1 as the most relevant, a.....	40
Levels.....	40
Question 38: I would like to see Northern Lights Library Network (NLLN) do more of the following:	43
Question 39: I represent the following type of library:	44

Report info

Report date:	Monday, April 8, 2013 1:10:45 PM CDT
Start date:	Thursday, February 14, 2013 8:04:00 AM CST
Stop date:	Saturday, April 6, 2013 11:59:00 PM CDT
Stored responses:	92
Number of completed responses:	74
Number of invitees:	232
Invitees that responded:	92
Invitee response rate:	39.66%

Question 1

Libraries are a place for people to access information through the collaborative efforts of the professionals who manage them.



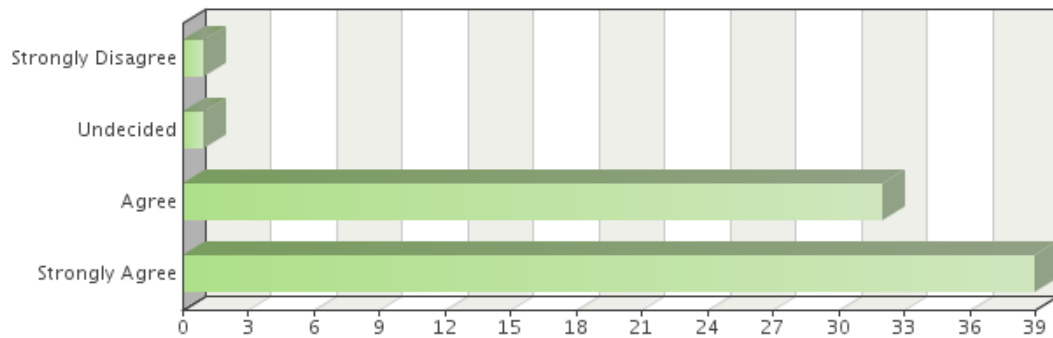
Frequency table

Choices	Absolute frequency	Cum. absolute frequency	Relative frequency	Cum. relative frequency	Adjusted relative frequency	Cum. adjusted relative frequency
Strongly Disagree	1	1	1.09%	1.09%	1.35%	1.35%
Disagree	1	2	1.09%	2.17%	1.35%	2.7%
Undecided	2	4	2.17%	4.35%	2.7%	5.41%
Agree	31	35	33.7%	38.04%	41.89%	47.3%
Strongly Agree	39	74	42.39%	80.43%	52.7%	100%
Sum:	74	-	80.43%	-	100%	-
Not answered:	18	-	19.57%	-	-	-
Average:	4.43	Minimum:	1	Variance:	0.55	
Median:	5	Maximum:	5	Std. deviation:	0.74	

Total answered: 74

Question 2

Libraries are a bridge between physical and electronic access; a bridge between people and technology; a bridge between the resources available, and the community needing to use those resources.



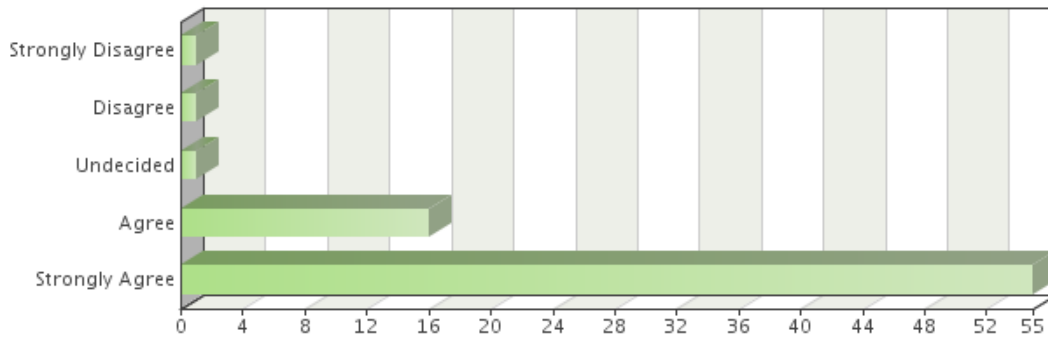
Frequency table

Choices	Absolute frequency	Cum. absolute frequency	Relative frequency	Cum. relative frequency	Adjusted relative frequency	Cum. adjusted relative frequency
Strongly Disagree	1	1	1.09%	1.09%	1.37%	1.37%
Undecided	1	2	1.09%	2.17%	1.37%	2.74%
Agree	32	34	34.78%	36.96%	43.84%	46.58%
Strongly Agree	39	73	42.39%	79.35%	53.42%	100%
Sum:	73	-	79.35%	-	100%	-
Not answered:	19	-	20.65%	-	-	-
Average:	4.48	Minimum:	1	Variance:	0.45	
Median:	5	Maximum:	5	Std. deviation:	0.67	

Total answered: 73

Question 3

Libraries are attractive, welcoming places that are friendly, open, inclusive, accessible, and innovative.



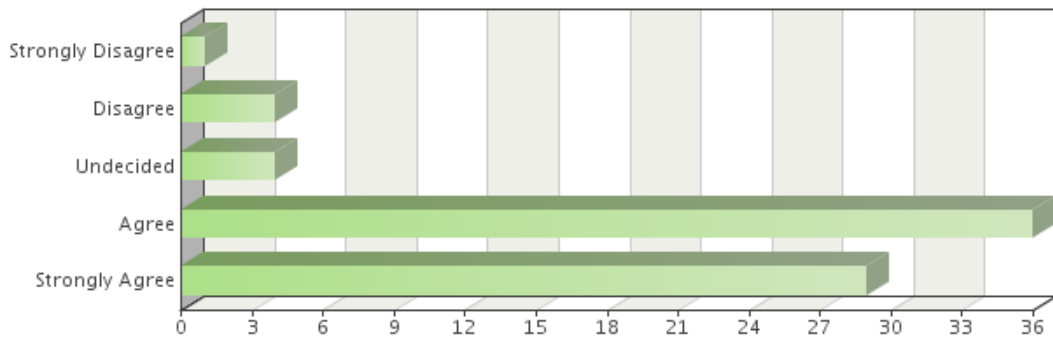
Frequency table

Choices	Absolute frequency	Cum. absolute frequency	Relative frequency	Cum. relative frequency	Adjusted relative frequency	Cum. adjusted relative frequency
Strongly Disagree	1	1	1.09%	1.09%	1.35%	1.35%
Disagree	1	2	1.09%	2.17%	1.35%	2.7%
Undecided	1	3	1.09%	3.26%	1.35%	4.05%
Agree	16	19	17.39%	20.65%	21.62%	25.68%
Strongly Agree	55	74	59.78%	80.43%	74.32%	100%
Sum:	74	-	80.43%	-	100%	-
Not answered:	18	-	19.57%	-	-	-
Average:	4.66	Minimum:	1	Variance:	0.5	
Median:	5	Maximum:	5	Std. deviation:	0.71	

Total answered: 74

Question 4

Libraries are a source of community pride where people go to learn from educational experts who teach them what they need to know to thrive and grow in their community.



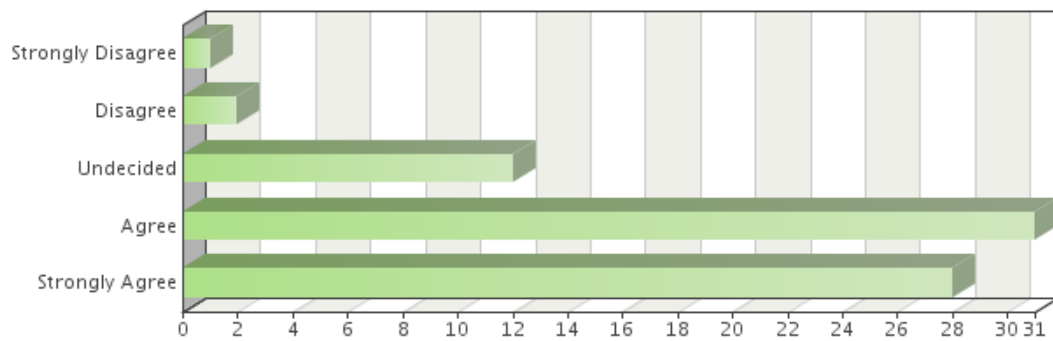
Frequency table

Choices	Absolute frequency	Cum. absolute frequency	Relative frequency	Cum. relative frequency	Adjusted relative frequency	Cum. adjusted relative frequency
Strongly Disagree	1	1	1.09%	1.09%	1.35%	1.35%
Disagree	4	5	4.35%	5.43%	5.41%	6.76%
Undecided	4	9	4.35%	9.78%	5.41%	12.16%
Agree	36	45	39.13%	48.91%	48.65%	60.81%
Strongly Agree	29	74	31.52%	80.43%	39.19%	100%
Sum:	74	-	80.43%	-	100%	-
Not answered:	18	-	19.57%	-	-	-
Average:	4.19	Minimum:	1	Variance:	0.76	
Median:	4	Maximum:	5	Std. deviation:	0.87	

Total answered: 74

Question 5

Libraries are a place where stories join all our hands.



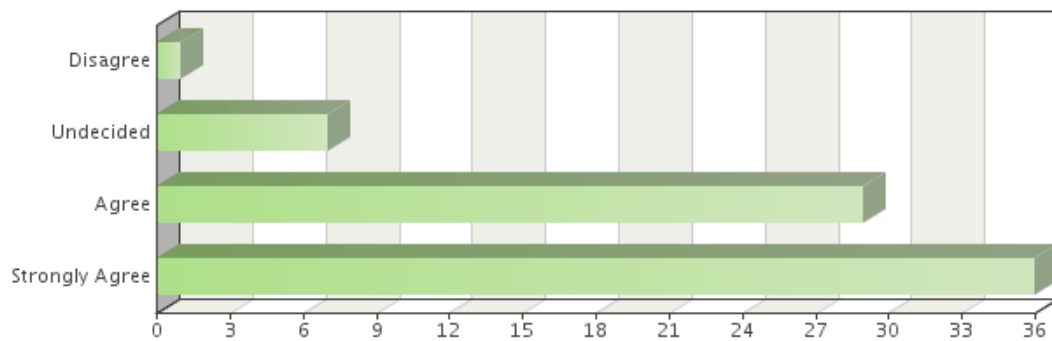
Frequency table

Choices	Absolute frequency	Cum. absolute frequency	Relative frequency	Cum. relative frequency	Adjusted relative frequency	Cum. adjusted relative frequency
Strongly Disagree	1	1	1.09%	1.09%	1.35%	1.35%
Disagree	2	3	2.17%	3.26%	2.7%	4.05%
Undecided	12	15	13.04%	16.3%	16.22%	20.27%
Agree	31	46	33.7%	50%	41.89%	62.16%
Strongly Agree	28	74	30.43%	80.43%	37.84%	100%
Sum:	74	-	80.43%	-	100%	-
Not answered:	18	-	19.57%	-	-	-
Average:	4.12	Minimum:	1	Variance:	0.77	
Median:	4	Maximum:	5	Std. deviation:	0.88	

Total answered: 74

Question 6

Unlike teachers who teach what they think students should know, librarians teach by learning what library users want to know, then teach them how to use the resources that will educate them. All the while, librarians organize these resources so they are accessible.



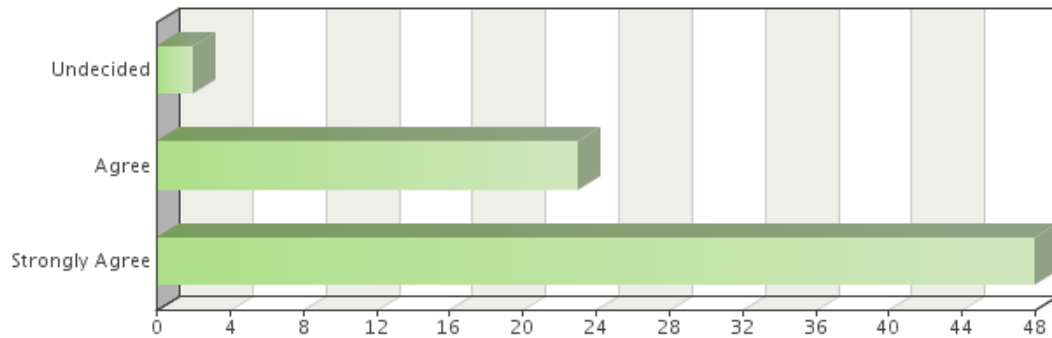
Frequency table

Choices	Absolute frequency	Cum. absolute frequency	Relative frequency	Cum. relative frequency	Adjusted relative frequency	Cum. adjusted relative frequency
Disagree	1	1	1.09%	1.09%	1.37%	1.37%
Undecided	7	8	7.61%	8.7%	9.59%	10.96%
Agree	29	37	31.52%	40.22%	39.73%	50.68%
Strongly Agree	36	73	39.13%	79.35%	49.32%	100%
Sum:	73	-	79.35%	-	100%	-
Not answered:	19	-	20.65%	-	-	-
Average:	4.37	Minimum:	2	Variance:	0.51	
Median:	4	Maximum:	5	Std. deviation:	0.72	

Total answered: 73

Question 7

In principle and practice, libraries are at the core of a democratic society, defending the freedom of all citizens to: Access information to make informed decisions; Read material that interests them; Use technology successfully; Engage in learning throughout the life cycle.



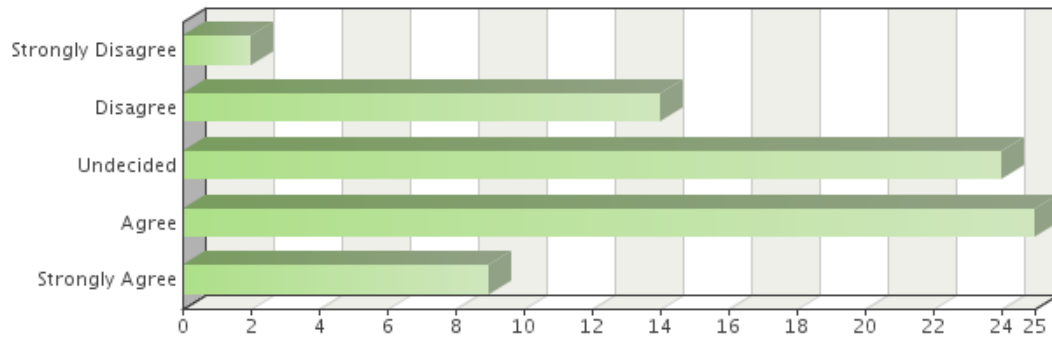
Frequency table

Choices	Absolute frequency	Cum. absolute frequency	Relative frequency	Cum. relative frequency	Adjusted relative frequency	Cum. adjusted relative frequency
Undecided	2	2	2.17%	2.17%	2.74%	2.74%
Agree	23	25	25%	27.17%	31.51%	34.25%
Strongly Agree	48	73	52.17%	79.35%	65.75%	100%
Sum:	73	-	79.35%	-	100%	-
Not answered:	19	-	20.65%	-	-	-
Average:	4.63	Minimum:	3	Variance:	0.29	
Median:	5	Maximum:	5	Std. deviation:	0.54	

Total answered: 73

Question 8

The population using our library is increasing.



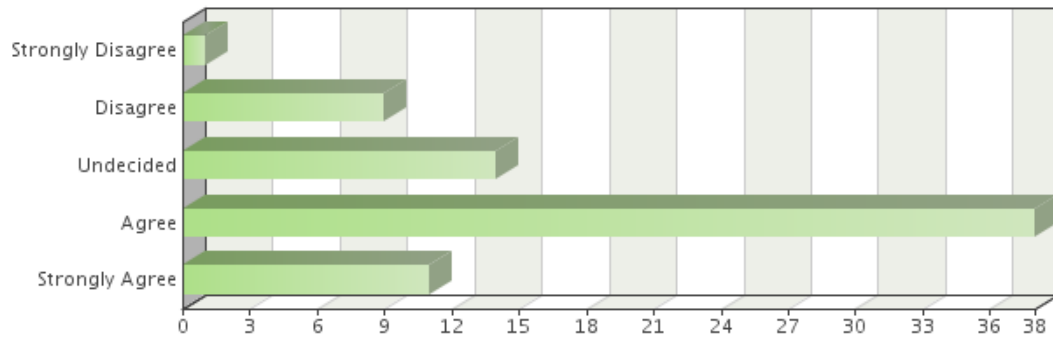
Frequency table

Choices	Absolute frequency	Cum. absolute frequency	Relative frequency	Cum. relative frequency	Adjusted relative frequency	Cum. adjusted relative frequency
Strongly Disagree	2	2	2.17%	2.17%	2.7%	2.7%
Disagree	14	16	15.22%	17.39%	18.92%	21.62%
Undecided	24	40	26.09%	43.48%	32.43%	54.05%
Agree	25	65	27.17%	70.65%	33.78%	87.84%
Strongly Agree	9	74	9.78%	80.43%	12.16%	100%
Sum:	74	-	80.43%	-	100%	-
Not answered:	18	-	19.57%	-	-	-
Average:	3.34	Minimum:	1	Variance:	1.02	
Median:	3	Maximum:	5	Std. deviation:	1.01	

Total answered: 74

Question 9

The people I serve or represent are requesting more services.



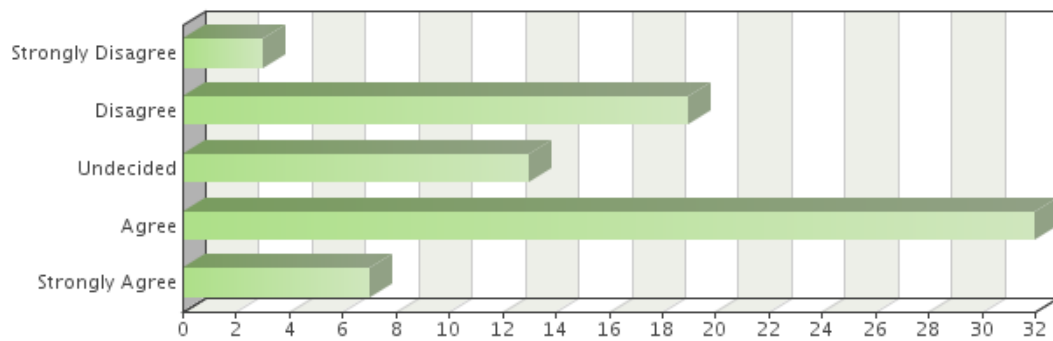
Frequency table

Choices	Absolute frequency	Cum. absolute frequency	Relative frequency	Cum. relative frequency	Adjusted relative frequency	Cum. adjusted relative frequency
Strongly Disagree	1	1	1.09%	1.09%	1.37%	1.37%
Disagree	9	10	9.78%	10.87%	12.33%	13.7%
Undecided	14	24	15.22%	26.09%	19.18%	32.88%
Agree	38	62	41.3%	67.39%	52.05%	84.93%
Strongly Agree	11	73	11.96%	79.35%	15.07%	100%
Sum:	73	-	79.35%	-	100%	-
Not answered:	19	-	20.65%	-	-	-
Average:	3.67	Minimum:	1	Variance:	0.86	
Median:	4	Maximum:	5	Std. deviation:	0.93	

Total answered: 73

Question 10

Our librarys physical facilities are adequate.



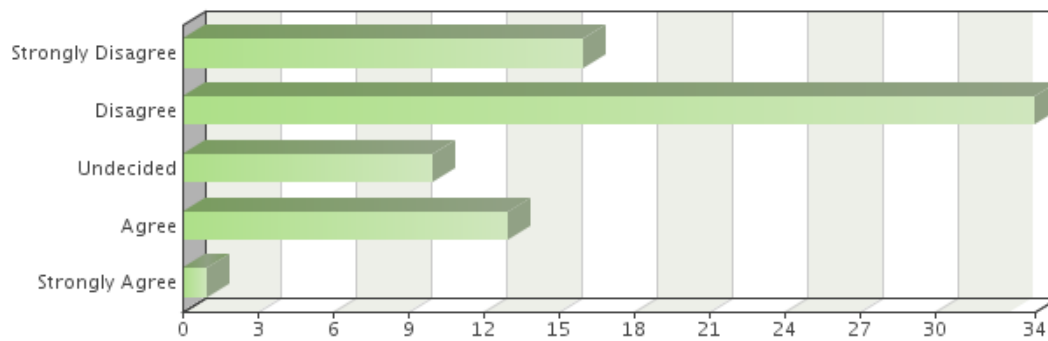
Frequency table

Choices	Absolute frequency	Cum. absolute frequency	Relative frequency	Cum. relative frequency	Adjusted relative frequency	Cum. adjusted relative frequency
Strongly Disagree	3	3	3.26%	3.26%	4.05%	4.05%
Disagree	19	22	20.65%	23.91%	25.68%	29.73%
Undecided	13	35	14.13%	38.04%	17.57%	47.3%
Agree	32	67	34.78%	72.83%	43.24%	90.54%
Strongly Agree	7	74	7.61%	80.43%	9.46%	100%
Sum:	74	-	80.43%	-	100%	-
Not answered:	18	-	19.57%	-	-	-
Average:	3.28	Minimum:	1	Variance:	1.16	
Median:	4	Maximum:	5	Std. deviation:	1.08	

Total answered: 74

Question 11

Our library receives adequate funding.



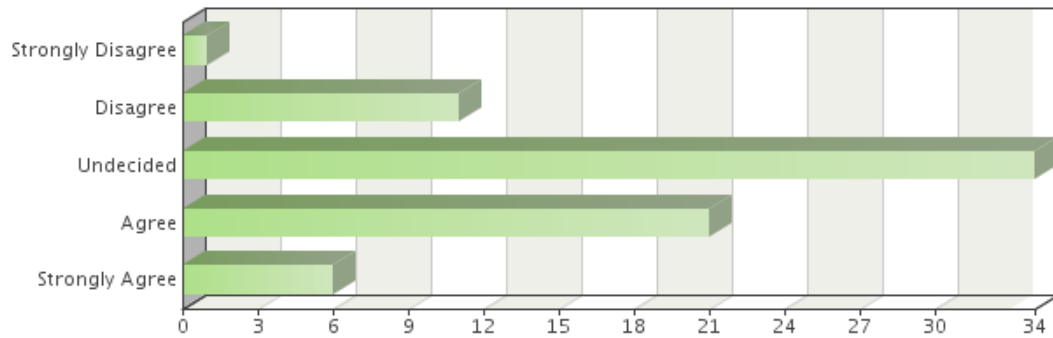
Frequency table

Choices	Absolute frequency	Cum. absolute frequency	Relative frequency	Cum. relative frequency	Adjusted relative frequency	Cum. adjusted relative frequency
Strongly Disagree	16	16	17.39%	17.39%	21.62%	21.62%
Disagree	34	50	36.96%	54.35%	45.95%	67.57%
Undecided	10	60	10.87%	65.22%	13.51%	81.08%
Agree	13	73	14.13%	79.35%	17.57%	98.65%
Strongly Agree	1	74	1.09%	80.43%	1.35%	100%
Sum:	74	-	80.43%	-	100%	-
Not answered:	18	-	19.57%	-	-	-
Average:	2.31	Minimum:	1	Variance:	1.09	
Median:	2	Maximum:	5	Std. deviation:	1.05	

Total answered: 74

Question 12

If people knew more about the services our library provides, funding would increase.



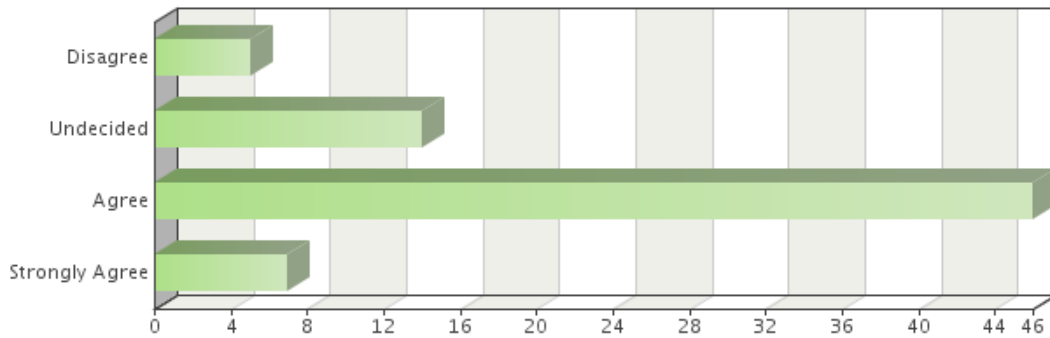
Frequency table

Choices	Absolute frequency	Cum. absolute frequency	Relative frequency	Cum. relative frequency	Adjusted relative frequency	Cum. adjusted relative frequency
Strongly Disagree	1	1	1.09%	1.09%	1.37%	1.37%
Disagree	11	12	11.96%	13.04%	15.07%	16.44%
Undecided	34	46	36.96%	50%	46.58%	63.01%
Agree	21	67	22.83%	72.83%	28.77%	91.78%
Strongly Agree	6	73	6.52%	79.35%	8.22%	100%
Sum:	73	-	79.35%	-	100%	-
Not answered:	19	-	20.65%	-	-	-
Average:	3.27	Minimum:	1	Variance:	0.76	
Median:	3	Maximum:	5	Std. deviation:	0.87	

Total answered: 73

Question 13

We need to learn how to activate our client base to increase our support.



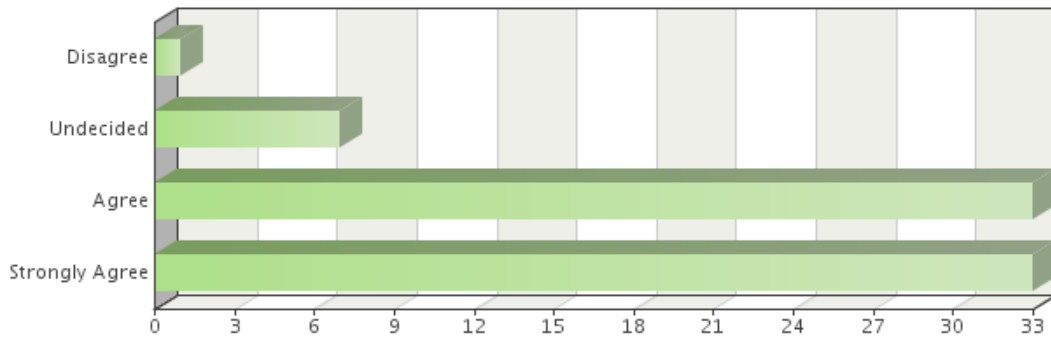
Frequency table

Choices	Absolute frequency	Cum. absolute frequency	Relative frequency	Cum. relative frequency	Adjusted relative frequency	Cum. adjusted relative frequency
Disagree	5	5	5.43%	5.43%	6.94%	6.94%
Undecided	14	19	15.22%	20.65%	19.44%	26.39%
Agree	46	65	50%	70.65%	63.89%	90.28%
Strongly Agree	7	72	7.61%	78.26%	9.72%	100%
Sum:	72	-	78.26%	-	100%	-
Not answered:	20	-	21.74%	-	-	-
Average:	3.76	Minimum:	2	Variance:	0.52	
Median:	4	Maximum:	5	Std. deviation:	0.72	

Total answered: 72

Question 14

We need elected officials who care more about libraries.



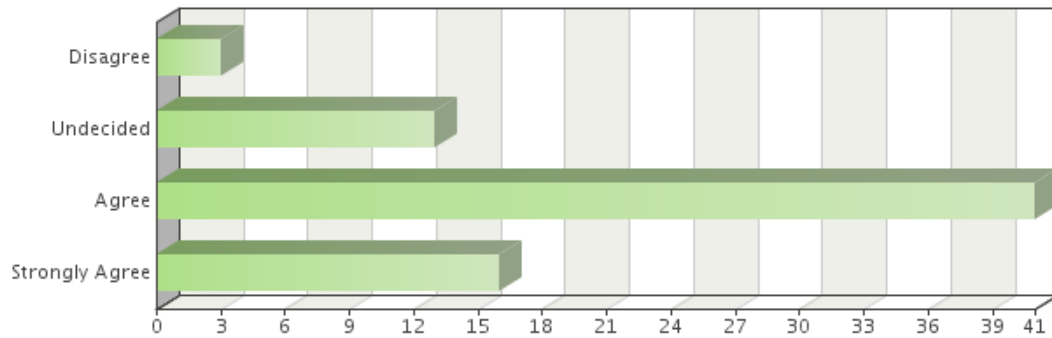
Frequency table

Choices	Absolute frequency	Cum. absolute frequency	Relative frequency	Cum. relative frequency	Adjusted relative frequency	Cum. adjusted relative frequency
Disagree	1	1	1.09%	1.09%	1.35%	1.35%
Undecided	7	8	7.61%	8.7%	9.46%	10.81%
Agree	33	41	35.87%	44.57%	44.59%	55.41%
Strongly Agree	33	74	35.87%	80.43%	44.59%	100%
Sum:	74	-	80.43%	-	100%	-
Not answered:	18	-	19.57%	-	-	-
Average:	4.32	Minimum:	2	Variance:	0.5	
Median:	4	Maximum:	5	Std. deviation:	0.7	

Total answered: 74

Question 15

Libraries need better public relations.



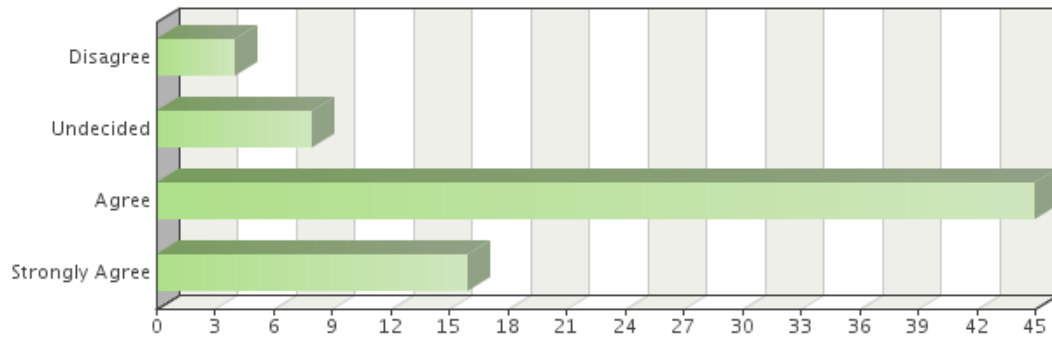
Frequency table

Choices	Absolute frequency	Cum. absolute frequency	Relative frequency	Cum. relative frequency	Adjusted relative frequency	Cum. adjusted relative frequency
Disagree	3	3	3.26%	3.26%	4.11%	4.11%
Undecided	13	16	14.13%	17.39%	17.81%	21.92%
Agree	41	57	44.57%	61.96%	56.16%	78.08%
Strongly Agree	16	73	17.39%	79.35%	21.92%	100%
Sum:	73	-	79.35%	-	100%	-
Not answered:	19	-	20.65%	-	-	-
Average:	3.96	Minimum:	2	Variance:	0.57	
Median:	4	Maximum:	5	Std. deviation:	0.75	

Total answered: 73

Question 16

Our library staff has adequate customer service skills.



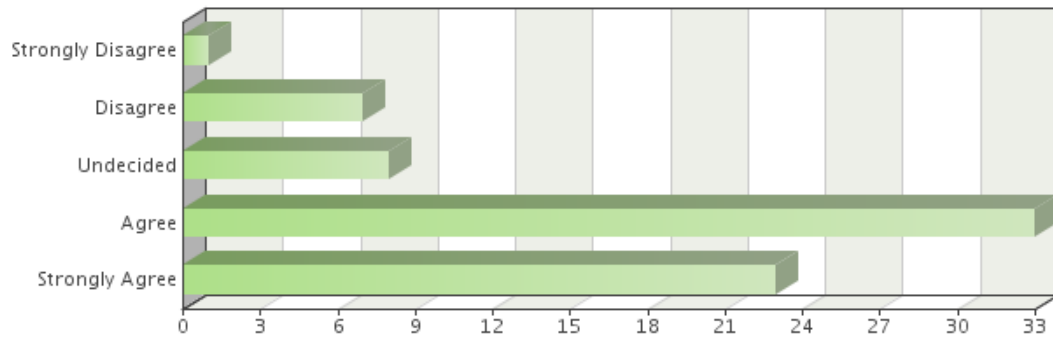
Frequency table

Choices	Absolute frequency	Cum. absolute frequency	Relative frequency	Cum. relative frequency	Adjusted relative frequency	Cum. adjusted relative frequency
Disagree	4	4	4.35%	4.35%	5.48%	5.48%
Undecided	8	12	8.7%	13.04%	10.96%	16.44%
Agree	45	57	48.91%	61.96%	61.64%	78.08%
Strongly Agree	16	73	17.39%	79.35%	21.92%	100%
Sum:	73	-	79.35%	-	100%	-
Not answered:	19	-	20.65%	-	-	-
Average:	4	Minimum:	2	Variance:	0.56	
Median:	4	Maximum:	5	Std. deviation:	0.75	

Total answered: 73

Question 17

Libraries are struggling to keep up with rapidly changing technology.



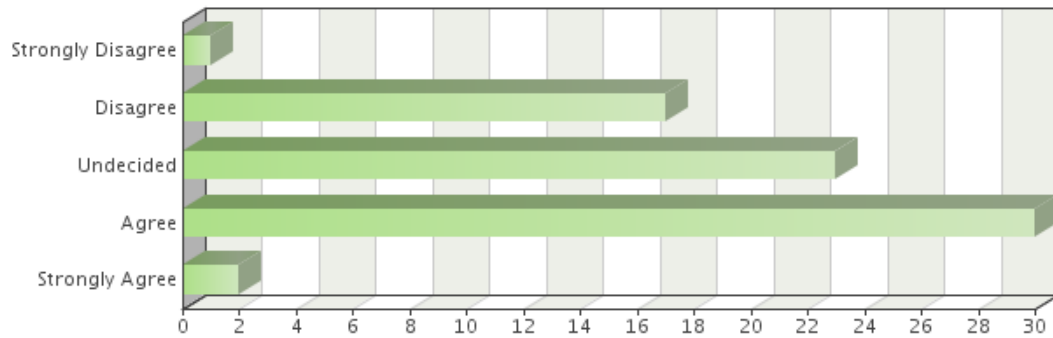
Frequency table

Choices	Absolute frequency	Cum. absolute frequency	Relative frequency	Cum. relative frequency	Adjusted relative frequency	Cum. adjusted relative frequency
Strongly Disagree	1	1	1.09%	1.09%	1.39%	1.39%
Disagree	7	8	7.61%	8.7%	9.72%	11.11%
Undecided	8	16	8.7%	17.39%	11.11%	22.22%
Agree	33	49	35.87%	53.26%	45.83%	68.06%
Strongly Agree	23	72	25%	78.26%	31.94%	100%
Sum:	72	-	78.26%	-	100%	-
Not answered:	20	-	21.74%	-	-	-
Average:	3.97	Minimum:	1	Variance:	0.96	
Median:	4	Maximum:	5	Std. deviation:	0.98	

Total answered: 72

Question 18

The technological infrastructure to manage library resources is adequate.



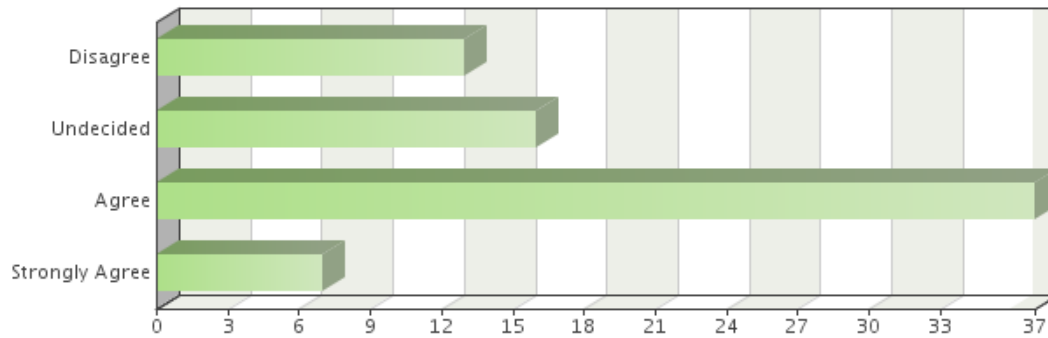
Frequency table

Choices	Absolute frequency	Cum. absolute frequency	Relative frequency	Cum. relative frequency	Adjusted relative frequency	Cum. adjusted relative frequency
Strongly Disagree	1	1	1.09%	1.09%	1.37%	1.37%
Disagree	17	18	18.48%	19.57%	23.29%	24.66%
Undecided	23	41	25%	44.57%	31.51%	56.16%
Agree	30	71	32.61%	77.17%	41.1%	97.26%
Strongly Agree	2	73	2.17%	79.35%	2.74%	100%
Sum:	73	-	79.35%	-	100%	-
Not answered:	19	-	20.65%	-	-	-
Average:	3.21	Minimum:	1	Variance:	0.78	
Median:	3	Maximum:	5	Std. deviation:	0.88	

Total answered: 73

Question 19

Our library staff has adequate technological skills.



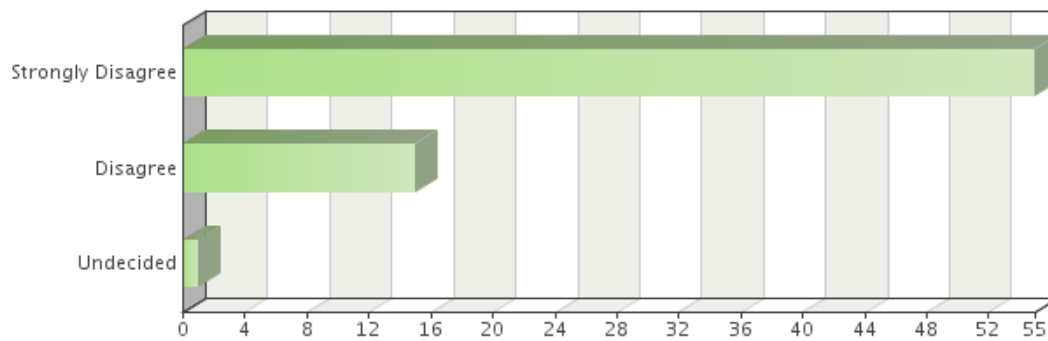
Frequency table

Choices	Absolute frequency	Cum. absolute frequency	Relative frequency	Cum. relative frequency	Adjusted relative frequency	Cum. adjusted relative frequency
Disagree	13	13	14.13%	14.13%	17.81%	17.81%
Undecided	16	29	17.39%	31.52%	21.92%	39.73%
Agree	37	66	40.22%	71.74%	50.68%	90.41%
Strongly Agree	7	73	7.61%	79.35%	9.59%	100%
Sum:	73	-	79.35%	-	100%	-
Not answered:	19	-	20.65%	-	-	-
Average:	3.52	Minimum:	2	Variance:	0.81	
Median:	4	Maximum:	5	Std. deviation:	0.9	

Total answered: 73

Question 20

Libraries are no longer needed because everything is available on the Internet.



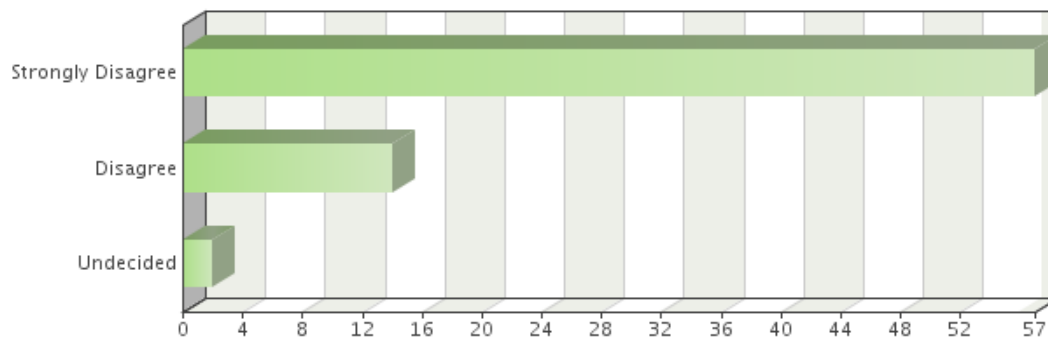
Frequency table

Choices	Absolute frequency	Cum. absolute frequency	Relative frequency	Cum. relative frequency	Adjusted relative frequency	Cum. adjusted relative frequency
Strongly Disagree	55	55	59.78%	59.78%	77.46%	77.46%
Disagree	15	70	16.3%	76.09%	21.13%	98.59%
Undecided	1	71	1.09%	77.17%	1.41%	100%
Sum:	71	-	77.17%	-	100%	-
Not answered:	21	-	22.83%	-	-	-
Average:	1.24	Minimum:	1	Variance:	0.21	
Median:	1	Maximum:	3	Std. deviation:	0.46	

Total answered: 71

Question 21

Paper books are no longer needed because everything is available electronically.



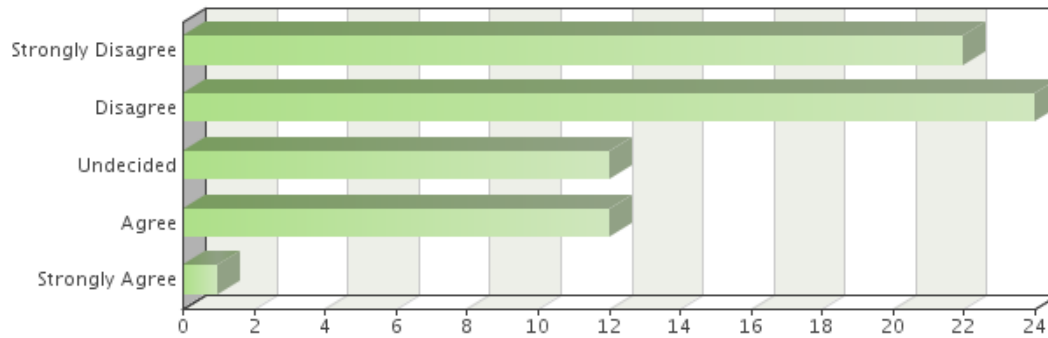
Frequency table

Choices	Absolute frequency	Cum. absolute frequency	Relative frequency	Cum. relative frequency	Adjusted relative frequency	Cum. adjusted relative frequency
Strongly Disagree	57	57	61.96%	61.96%	78.08%	78.08%
Disagree	14	71	15.22%	77.17%	19.18%	97.26%
Undecided	2	73	2.17%	79.35%	2.74%	100%
Sum:	73	-	79.35%	-	100%	-
Not answered:	19	-	20.65%	-	-	-
Average:	1.25	Minimum:	1	Variance:	0.24	
Median:	1	Maximum:	3	Std. deviation:	0.49	

Total answered: 73

Question 22

At some point, we may no longer have access to paper books in libraries.



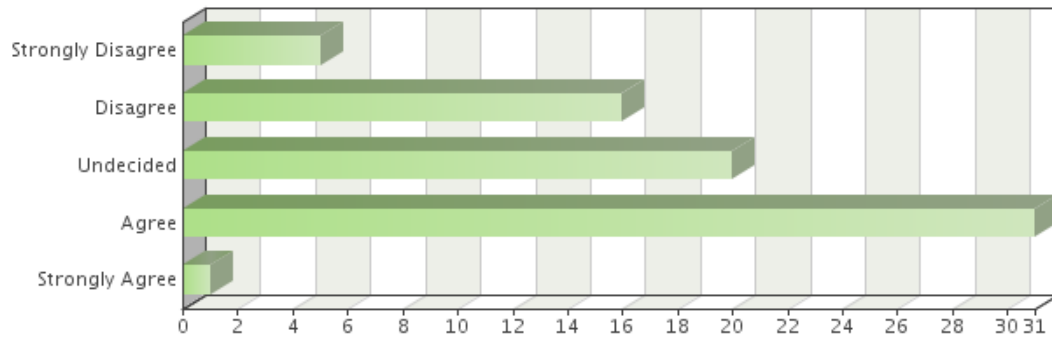
Frequency table

Choices	Absolute frequency	Cum. absolute frequency	Relative frequency	Cum. relative frequency	Adjusted relative frequency	Cum. adjusted relative frequency
Strongly Disagree	22	22	23.91%	23.91%	30.99%	30.99%
Disagree	24	46	26.09%	50%	33.8%	64.79%
Undecided	12	58	13.04%	63.04%	16.9%	81.69%
Agree	12	70	13.04%	76.09%	16.9%	98.59%
Strongly Agree	1	71	1.09%	77.17%	1.41%	100%
Sum:	71	-	77.17%	-	100%	-
Not answered:	21	-	22.83%	-	-	-
Average:	2.24	Minimum:	1	Variance:	1.24	
Median:	2	Maximum:	5	Std. deviation:	1.11	

Total answered: 71

Question 23

Our library collection is excellent.



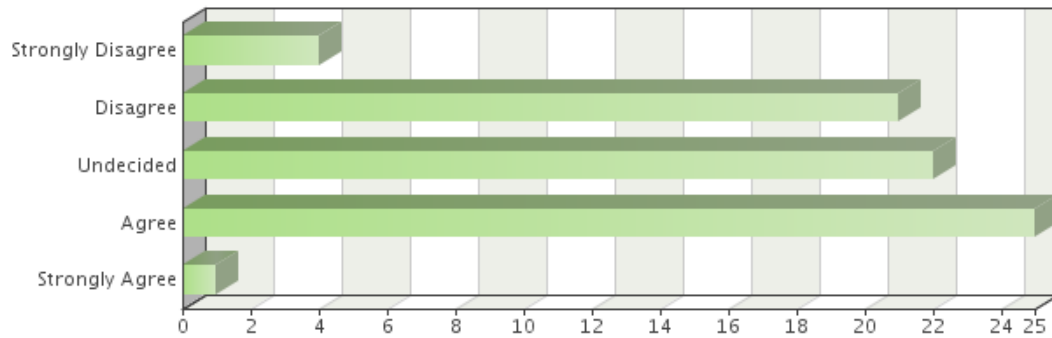
Frequency table

Choices	Absolute frequency	Cum. absolute frequency	Relative frequency	Cum. relative frequency	Adjusted relative frequency	Cum. adjusted relative frequency
Strongly Disagree	5	5	5.43%	5.43%	6.85%	6.85%
Disagree	16	21	17.39%	22.83%	21.92%	28.77%
Undecided	20	41	21.74%	44.57%	27.4%	56.16%
Agree	31	72	33.7%	78.26%	42.47%	98.63%
Strongly Agree	1	73	1.09%	79.35%	1.37%	100%
Sum:	73	-	79.35%	-	100%	-
Not answered:	19	-	20.65%	-	-	-
Average:	3.1	Minimum:	1	Variance:	0.98	
Median:	3	Maximum:	5	Std. deviation:	0.99	

Total answered: 73

Question 24

Our library staff receives adequate training.



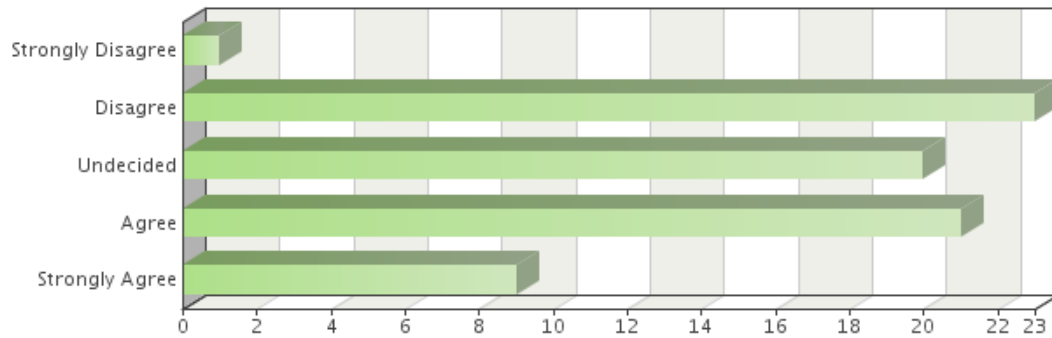
Frequency table

Choices	Absolute frequency	Cum. absolute frequency	Relative frequency	Cum. relative frequency	Adjusted relative frequency	Cum. adjusted relative frequency
Strongly Disagree	4	4	4.35%	4.35%	5.48%	5.48%
Disagree	21	25	22.83%	27.17%	28.77%	34.25%
Undecided	22	47	23.91%	51.09%	30.14%	64.38%
Agree	25	72	27.17%	78.26%	34.25%	98.63%
Strongly Agree	1	73	1.09%	79.35%	1.37%	100%
Sum:	73	-	79.35%	-	100%	-
Not answered:	19	-	20.65%	-	-	-
Average:	2.97	Minimum:	1	Variance:	0.92	
Median:	3	Maximum:	5	Std. deviation:	0.96	

Total answered: 73

Question 25

Our library needs more staff.



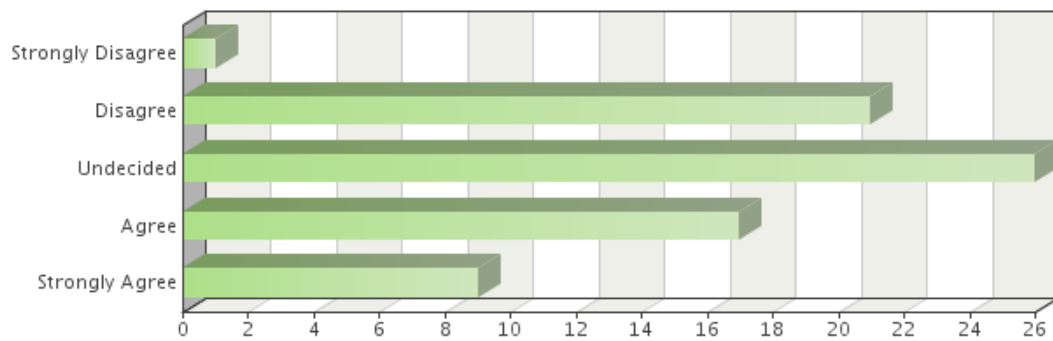
Frequency table

Choices	Absolute frequency	Cum. absolute frequency	Relative frequency	Cum. relative frequency	Adjusted relative frequency	Cum. adjusted relative frequency
Strongly Disagree	1	1	1.09%	1.09%	1.35%	1.35%
Disagree	23	24	25%	26.09%	31.08%	32.43%
Undecided	20	44	21.74%	47.83%	27.03%	59.46%
Agree	21	65	22.83%	70.65%	28.38%	87.84%
Strongly Agree	9	74	9.78%	80.43%	12.16%	100%
Sum:	74	-	80.43%	-	100%	-
Not answered:	18	-	19.57%	-	-	-
Average:	3.19	Minimum:	1	Variance:	1.11	
Median:	3	Maximum:	5	Std. deviation:	1.06	

Total answered: 74

Question 26

Our library needs more volunteers.



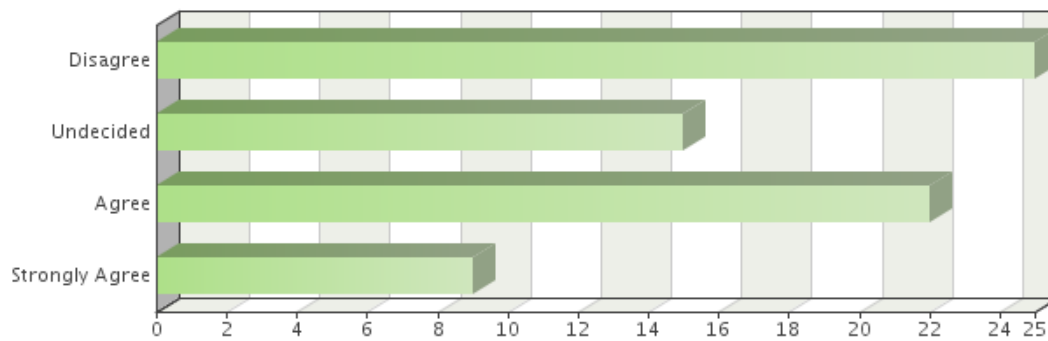
Frequency table

Choices	Absolute frequency	Cum. absolute frequency	Relative frequency	Cum. relative frequency	Adjusted relative frequency	Cum. adjusted relative frequency
Strongly Disagree	1	1	1.09%	1.09%	1.35%	1.35%
Disagree	21	22	22.83%	23.91%	28.38%	29.73%
Undecided	26	48	28.26%	52.17%	35.14%	64.86%
Agree	17	65	18.48%	70.65%	22.97%	87.84%
Strongly Agree	9	74	9.78%	80.43%	12.16%	100%
Sum:	74	-	80.43%	-	100%	-
Not answered:	18	-	19.57%	-	-	-
Average:	3.16	Minimum:	1	Variance:	1.04	
Median:	3	Maximum:	5	Std. deviation:	1.02	

Total answered: 74

Question 27

Our library should be open more hours.



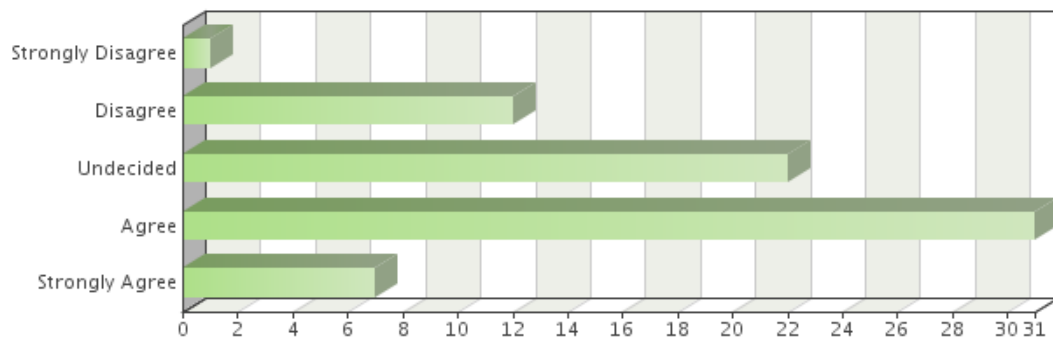
Frequency table

Choices	Absolute frequency	Cum. absolute frequency	Relative frequency	Cum. relative frequency	Adjusted relative frequency	Cum. adjusted relative frequency
Disagree	25	25	27.17%	27.17%	35.21%	35.21%
Undecided	15	40	16.3%	43.48%	21.13%	56.34%
Agree	22	62	23.91%	67.39%	30.99%	87.32%
Strongly Agree	9	71	9.78%	77.17%	12.68%	100%
Sum:	71	-	77.17%	-	100%	-
Not answered:	21	-	22.83%	-	-	-
Average:	3.21	Minimum:	2	Variance:	1.14	
Median:	3	Maximum:	5	Std. deviation:	1.07	

Total answered: 71

Question 28

We need to learn how to write grant proposals.



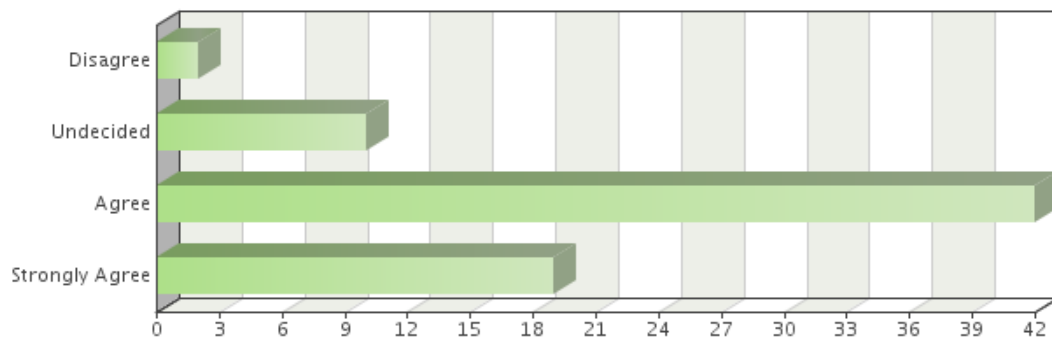
Frequency table

Choices	Absolute frequency	Cum. absolute frequency	Relative frequency	Cum. relative frequency	Adjusted relative frequency	Cum. adjusted relative frequency
Strongly Disagree	1	1	1.09%	1.09%	1.37%	1.37%
Disagree	12	13	13.04%	14.13%	16.44%	17.81%
Undecided	22	35	23.91%	38.04%	30.14%	47.95%
Agree	31	66	33.7%	71.74%	42.47%	90.41%
Strongly Agree	7	73	7.61%	79.35%	9.59%	100%
Sum:	73	-	79.35%	-	100%	-
Not answered:	19	-	20.65%	-	-	-
Average:	3.42	Minimum:	1	Variance:	0.86	
Median:	4	Maximum:	5	Std. deviation:	0.93	

Total answered: 73

Question 29

The main purpose of multi-type library systems is to make all libraries stronger.



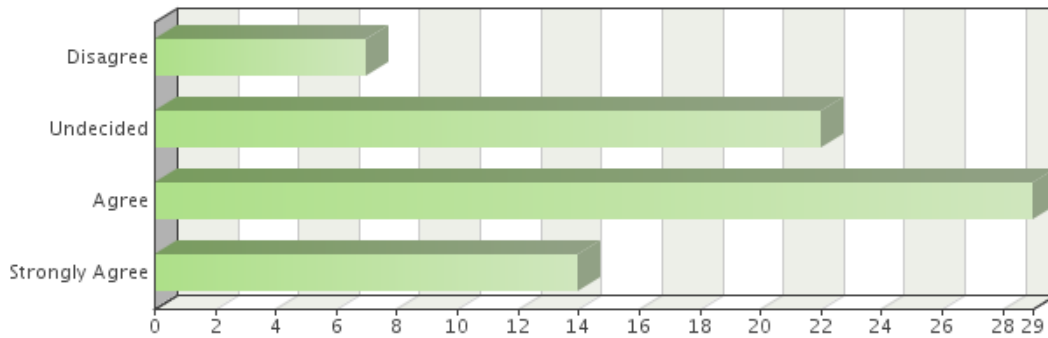
Frequency table

Choices	Absolute frequency	Cum. absolute frequency	Relative frequency	Cum. relative frequency	Adjusted relative frequency	Cum. adjusted relative frequency
Disagree	2	2	2.17%	2.17%	2.74%	2.74%
Undecided	10	12	10.87%	13.04%	13.7%	16.44%
Agree	42	54	45.65%	58.7%	57.53%	73.97%
Strongly Agree	19	73	20.65%	79.35%	26.03%	100%
Sum:	73	-	79.35%	-	100%	-
Not answered:	19	-	20.65%	-	-	-
Average:	4.07	Minimum:	2	Variance:	0.51	
Median:	4	Maximum:	5	Std. deviation:	0.71	

Total answered: 73

Question 30

There needs to be more cooperative collection development among libraries of all types.



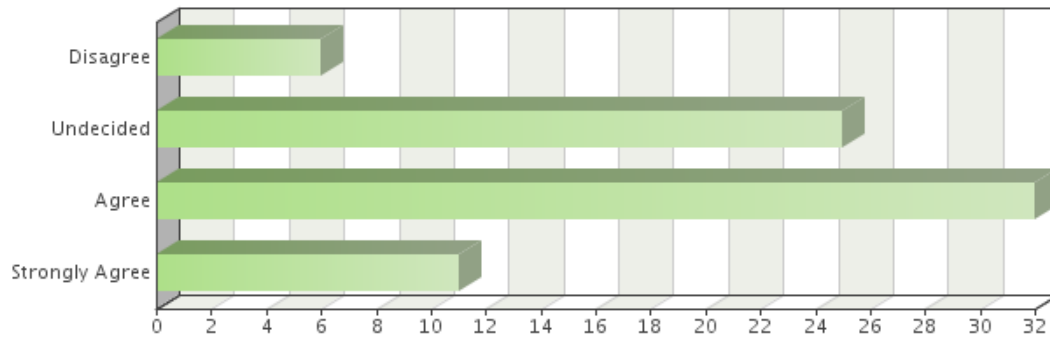
Frequency table

Choices	Absolute frequency	Cum. absolute frequency	Relative frequency	Cum. relative frequency	Adjusted relative frequency	Cum. adjusted relative frequency
Disagree	7	7	7.61%	7.61%	9.72%	9.72%
Undecided	22	29	23.91%	31.52%	30.56%	40.28%
Agree	29	58	31.52%	63.04%	40.28%	80.56%
Strongly Agree	14	72	15.22%	78.26%	19.44%	100%
Sum:	72	-	78.26%	-	100%	-
Not answered:	20	-	21.74%	-	-	-
Average:	3.69	Minimum:	2	Variance:	0.81	
Median:	4	Maximum:	5	Std. deviation:	0.9	

Total answered: 72

Question 31

There needs to be more shared subscriptions among all types of libraries.



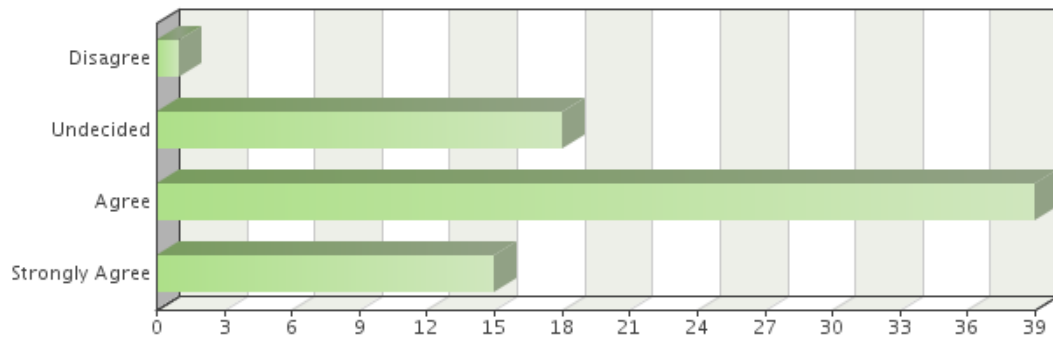
Frequency table

Choices	Absolute frequency	Cum. absolute frequency	Relative frequency	Cum. relative frequency	Adjusted relative frequency	Cum. adjusted relative frequency
Disagree	6	6	6.52%	6.52%	8.11%	8.11%
Undecided	25	31	27.17%	33.7%	33.78%	41.89%
Agree	32	63	34.78%	68.48%	43.24%	85.14%
Strongly Agree	11	74	11.96%	80.43%	14.86%	100%
Sum:	74	-	80.43%	-	100%	-
Not answered:	18	-	19.57%	-	-	-
Average:	3.65	Minimum:	2	Variance:	0.7	
Median:	4	Maximum:	5	Std. deviation:	0.83	

Total answered: 74

Question 32

There should be an annual best practice session among all types of libraries, related to common interests, such as technology, remote access, and collection management.



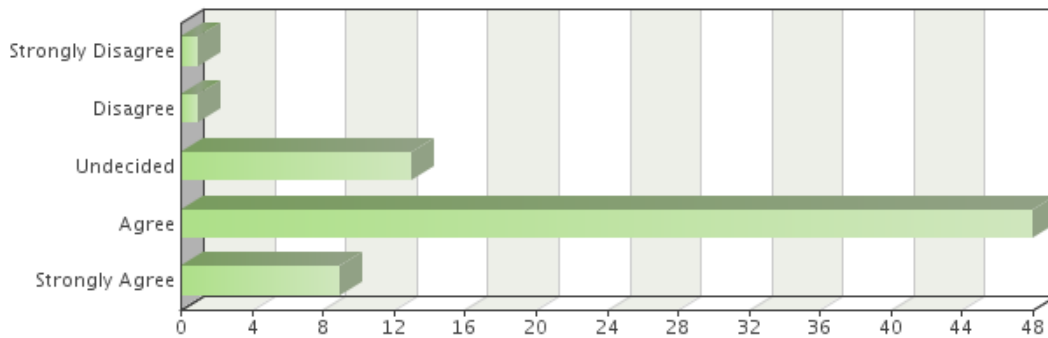
Frequency table

Choices	Absolute frequency	Cum. absolute frequency	Relative frequency	Cum. relative frequency	Adjusted relative frequency	Cum. adjusted relative frequency
Disagree	1	1	1.09%	1.09%	1.37%	1.37%
Undecided	18	19	19.57%	20.65%	24.66%	26.03%
Agree	39	58	42.39%	63.04%	53.42%	79.45%
Strongly Agree	15	73	16.3%	79.35%	20.55%	100%
Sum:	73	-	79.35%	-	100%	-
Not answered:	19	-	20.65%	-	-	-
Average:	3.93	Minimum:	2	Variance:	0.51	
Median:	4	Maximum:	5	Std. deviation:	0.71	

Total answered: 73

Question 33

Northern Lights Library Network (NLLN) should support libraries to facilitate better communication about the purpose and benefits of libraries to citizens of the region.



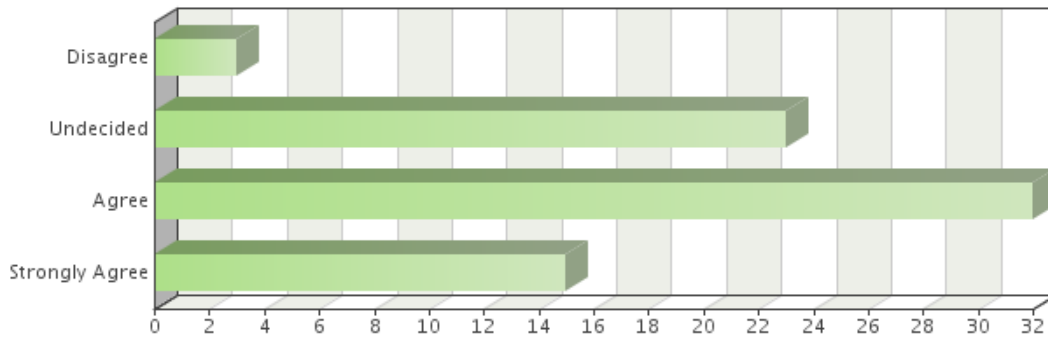
Frequency table

Choices	Absolute frequency	Cum. absolute frequency	Relative frequency	Cum. relative frequency	Adjusted relative frequency	Cum. adjusted relative frequency
Strongly Disagree	1	1	1.09%	1.09%	1.39%	1.39%
Disagree	1	2	1.09%	2.17%	1.39%	2.78%
Undecided	13	15	14.13%	16.3%	18.06%	20.83%
Agree	48	63	52.17%	68.48%	66.67%	87.5%
Strongly Agree	9	72	9.78%	78.26%	12.5%	100%
Sum:	72	-	78.26%	-	100%	-
Not answered:	20	-	21.74%	-	-	-
Average:	3.88	Minimum:	1	Variance:	0.48	
Median:	4	Maximum:	5	Std. deviation:	0.69	

Total answered: 72

Question 34

NLLN should find ways to share costs among all types of libraries in the region in order to lower costs to individual libraries.



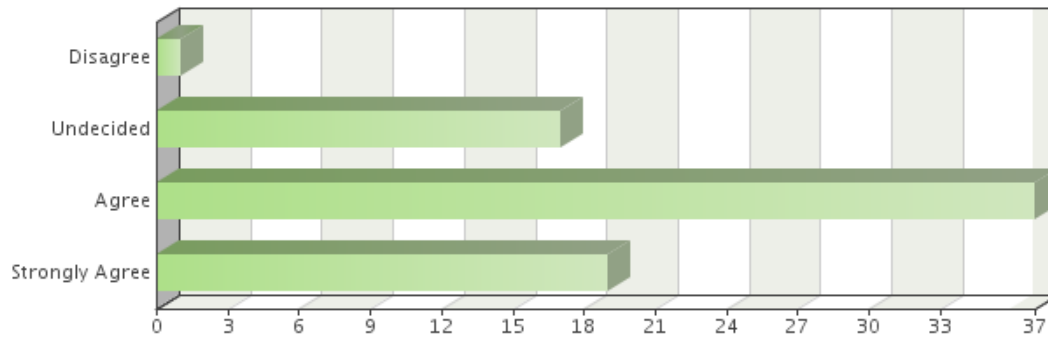
Frequency table

Choices	Absolute frequency	Cum. absolute frequency	Relative frequency	Cum. relative frequency	Adjusted relative frequency	Cum. adjusted relative frequency
Disagree	3	3	3.26%	3.26%	4.11%	4.11%
Undecided	23	26	25%	28.26%	31.51%	35.62%
Agree	32	58	34.78%	63.04%	43.84%	79.45%
Strongly Agree	15	73	16.3%	79.35%	20.55%	100%
Sum:	73	-	79.35%	-	100%	-
Not answered:	19	-	20.65%	-	-	-
Average:	3.81	Minimum:	2	Variance:	0.66	
Median:	4	Maximum:	5	Std. deviation:	0.81	

Total answered: 73

Question 35

There is a need in our region for all library types to advocate together, with one voice.



Frequency table

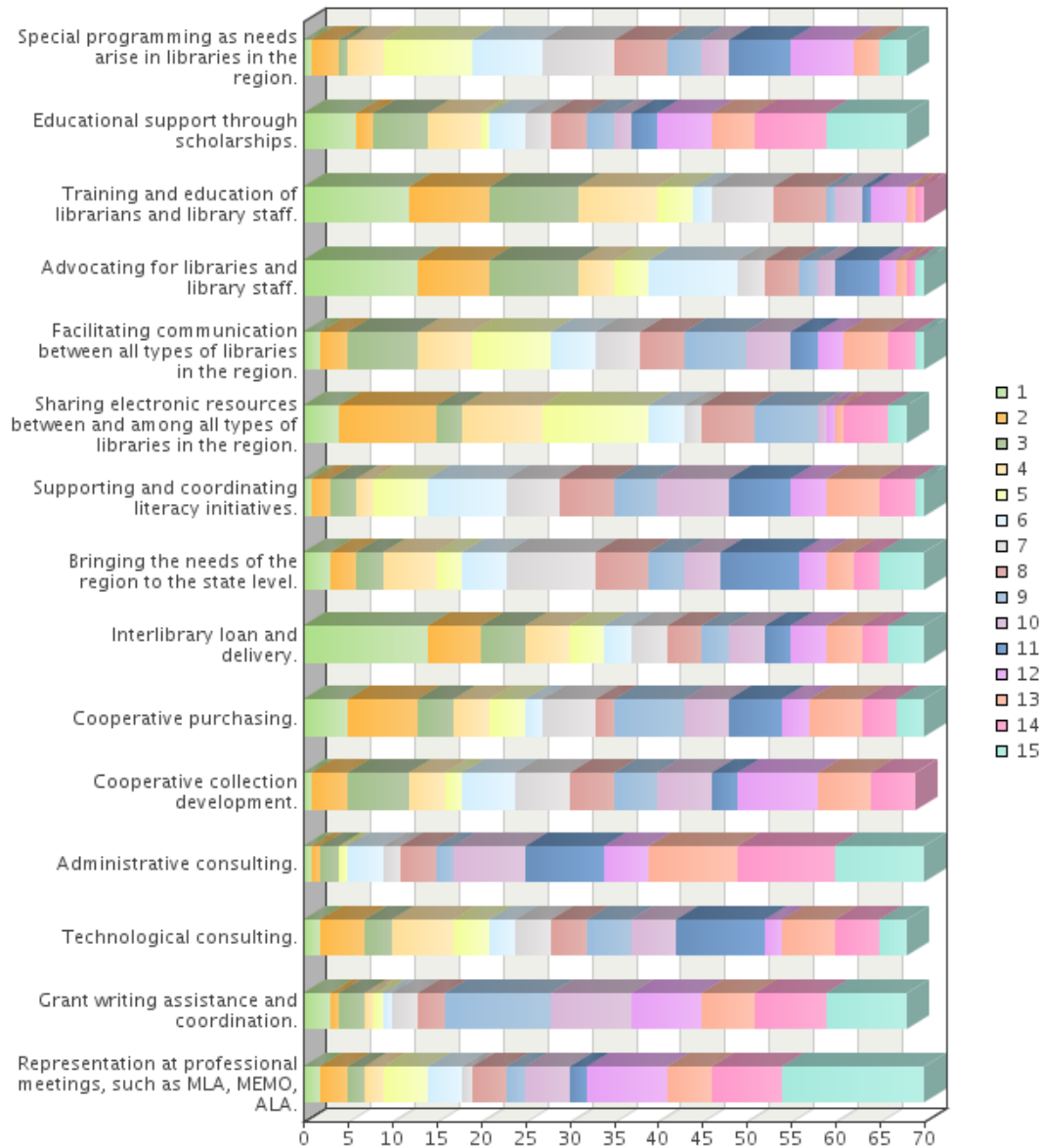
Choices	Absolute frequency	Cum. absolute frequency	Relative frequency	Cum. relative frequency	Adjusted relative frequency	Cum. adjusted relative frequency
Disagree	1	1	1.09%	1.09%	1.35%	1.35%
Undecided	17	18	18.48%	19.57%	22.97%	24.32%
Agree	37	55	40.22%	59.78%	50%	74.32%
Strongly Agree	19	74	20.65%	80.43%	25.68%	100%
Sum:	74	-	80.43%	-	100%	-
Not answered:	18	-	19.57%	-	-	-
Average:	4	Minimum:	2	Variance:	0.55	
Median:	4	Maximum:	5	Std. deviation:	0.74	

Total answered: 74

Question 36

Please rank in order the importance of services provided to libraries by multi-type library systems, with 1 as the most important and 15 as the least important.

Levels



	1	2	3	4	5	6	7	8	9
Special programming as needs arise in libraries in the region.	1 1.43% 1.47% 0.1% 0.1%	3 4.35% 4.41% 0.29% 0.29%	1 1.43% 1.47% 0.1% 0.1%	4 5.8% 5.88% 0.38% 0.38%	10 14.29% 14.71% 0.96% 0.96%	8 11.43% 11.76% 0.77% 0.77%	8 11.43% 11.76% 0.77% 0.77%	6 8.7% 8.82% 0.58% 0.58%	4 5.71% 5.88% 0.38% 0.38%
Educational support through scholarships.	6 8.57% 8.82% 0.58% 0.58%	2 2.9% 2.94% 0.19% 0.19%	6 8.57% 8.82% 0.58% 0.58%	6 8.7% 8.82% 0.58% 0.58%	1 1.43% 1.47% 0.1% 0.1%	4 5.71% 5.88% 0.38% 0.38%	3 4.29% 4.41% 0.29% 0.29%	4 5.8% 5.88% 0.38% 0.38%	3 4.29% 4.41% 0.29% 0.29%

Training and education of librarians and library staff.	12 17.14% 17.14% 1.15% 1.15%	9 13.04% 12.86% 0.87% 0.87%	10 14.29% 14.29% 0.96% 0.96%	9 13.04% 12.86% 0.87% 0.87%	4 5.71% 5.71% 0.38% 0.38%	2 2.86% 2.86% 0.19% 0.19%	7 10% 10% 0.67% 0.67%	6 8.7% 8.57% 0.58% 0.58%	1 1.43% 1.43% 0.1% 0.1%
Advocating for libraries and library staff.	13 18.57% 18.57% 1.25% 1.25%	8 11.59% 11.43% 0.77% 0.77%	10 14.29% 14.29% 0.96% 0.96%	4 5.8% 5.71% 0.38% 0.38%	4 5.71% 5.71% 0.38% 0.38%	10 14.29% 14.29% 0.96% 0.96%	3 4.29% 4.29% 0.29% 0.29%	4 5.8% 5.71% 0.38% 0.38%	2 2.86% 2.86% 0.19% 0.19%
Facilitating communication between all types of libraries in the region.	2 2.86% 2.86% 0.19% 0.19%	3 4.35% 4.29% 0.29% 0.29%	8 11.43% 11.43% 0.77% 0.77%	6 8.7% 8.57% 0.58% 0.58%	9 12.86% 12.86% 0.87% 0.87%	5 7.14% 7.14% 0.48% 0.48%	5 7.14% 7.14% 0.48% 0.48%	5 7.25% 7.14% 0.48% 0.48%	7 10% 10% 0.67% 0.67%
Sharing electronic resources between and among all types of libraries in the region.	4 5.71% 5.88% 0.38% 0.38%	11 15.94% 16.18% 1.06% 1.06%	3 4.29% 4.41% 0.29% 0.29%	9 13.04% 13.24% 0.87% 0.87%	12 17.14% 17.65% 1.15% 1.15%	4 5.71% 5.88% 0.38% 0.38%	2 2.86% 2.94% 0.19% 0.19%	6 8.7% 8.82% 0.58% 0.58%	7 10% 10.29% 0.67% 0.67%
Supporting and coordinating literacy initiatives.	1 1.43% 1.43% 0.1% 0.1%	2 2.9% 2.86% 0.19% 0.19%	3 4.29% 4.29% 0.29% 0.29%	2 2.9% 2.86% 0.19% 0.19%	6 8.57% 8.57% 0.58% 0.58%	9 12.86% 12.86% 0.87% 0.87%	6 8.57% 8.57% 0.58% 0.58%	6 8.7% 8.57% 0.58% 0.58%	5 7.14% 7.14% 0.48% 0.48%
Bringing the needs of the region to the state level.	3 4.29% 4.29% 0.29% 0.29%	3 4.35% 4.29% 0.29% 0.29%	3 4.29% 4.29% 0.29% 0.29%	6 8.7% 8.57% 0.58% 0.58%	3 4.29% 4.29% 0.29% 0.29%	5 7.14% 7.14% 0.48% 0.48%	10 14.29% 14.29% 0.96% 0.96%	6 8.7% 8.57% 0.58% 0.58%	4 5.71% 5.71% 0.38% 0.38%
Interlibrary loan and delivery.	14 20% 20% 1.35% 1.35%	6 8.7% 8.57% 0.58% 0.58%	5 7.14% 7.14% 0.48% 0.48%	5 7.25% 7.14% 0.48% 0.48%	4 5.71% 5.71% 0.38% 0.38%	3 4.29% 4.29% 0.29% 0.29%	4 5.71% 5.71% 0.38% 0.38%	4 5.8% 5.71% 0.38% 0.38%	3 4.29% 4.29% 0.29% 0.29%
Cooperative purchasing.	5 7.14% 7.14% 0.48% 0.48%	8 11.59% 11.43% 0.77% 0.77%	4 5.71% 5.71% 0.38% 0.38%	4 5.8% 5.71% 0.38% 0.38%	4 5.71% 5.71% 0.38% 0.38%	2 2.86% 2.86% 0.19% 0.19%	6 8.57% 8.57% 0.58% 0.58%	2 2.9% 2.86% 0.19% 0.19%	8 11.43% 11.43% 0.77% 0.77%
Cooperative collection development.	1 1.43% 1.45% 0.1% 0.1%	4 5.8% 5.8% 0.38% 0.38%	7 10% 10.14% 0.67% 0.67%	4 5.8% 5.8% 0.38% 0.38%	2 2.86% 2.9% 0.19% 0.19%	6 8.57% 8.7% 0.58% 0.58%	6 8.57% 8.7% 0.58% 0.58%	5 7.25% 7.25% 0.48% 0.48%	5 7.14% 7.25% 0.48% 0.48%
Administrative consulting.	1 1.43% 1.43% 0.1% 0.1%	1 1.45% 1.43% 0.1% 0.1%	2 2.86% 2.86% 0.19% 0.19%	0 0% 0% 0% 0%	1 1.43% 1.43% 0.1% 0.1%	4 5.71% 5.71% 0.38% 0.38%	2 2.86% 2.86% 0.19% 0.19%	4 5.8% 5.71% 0.38% 0.38%	2 2.86% 2.86% 0.19% 0.19%
Technological consulting.	2 2.86% 2.94% 0.19% 0.19%	5 7.25% 7.35% 0.48% 0.48%	3 4.29% 4.41% 0.29% 0.29%	7 10.14% 10.29% 0.67% 0.67%	4 5.71% 5.88% 0.38% 0.38%	3 4.29% 4.41% 0.29% 0.29%	4 5.71% 5.88% 0.38% 0.38%	4 5.8% 5.88% 0.38% 0.38%	5 7.14% 7.35% 0.48% 0.48%
Grant writing assistance and coordination.	3 4.29% 4.41% 0.29% 0.29%	1 1.45% 1.47% 0.1% 0.1%	3 4.29% 4.41% 0.29% 0.29%	1 1.45% 1.47% 0.1% 0.1%	1 1.43% 1.47% 0.1% 0.1%	1 1.43% 1.47% 0.1% 0.1%	3 4.29% 4.41% 0.29% 0.29%	3 4.35% 4.41% 0.29% 0.29%	12 17.14% 17.65% 1.15% 1.15%
Representation at professional meetings, such as MLA, MEMO, ALA.	2 2.86% 2.86% 0.19% 0.19%	3 4.35% 4.29% 0.29% 0.29%	2 2.86% 2.86% 0.19% 0.19%	2 2.9% 2.86% 0.19% 0.19%	5 7.14% 7.14% 0.48% 0.48%	4 5.71% 5.71% 0.38% 0.38%	1 1.43% 1.43% 0.1% 0.1%	4 5.8% 5.71% 0.38% 0.38%	2 2.86% 2.86% 0.19% 0.19%
Sum	70 100% - 6.74% 6.74%	69 100% - 6.64% 6.64%	70 100% - 6.74% 6.74%	69 100% - 6.64% 6.64%	70 100% - 6.74% 6.74%	70 100% - 6.74% 6.74%	70 100% - 6.74% 6.74%	69 100% - 6.64% 6.64%	70 100% - 6.74% 6.74%

	10	11	12	13	14	15	Sum
Special programming as needs arise in libraries in the region.	3 4.29% 4.41% 0.29% 0.29%	7 10.29% 10.29% 0.67% 0.67%	7 10% 10.29% 0.67% 0.67%	3 4.41% 4.41% 0.29% 0.29%	0 0% 0% 0% 0%	3 4.48% 4.41% 0.29% 0.29%	68 100% 100% 6.54% 6.54%
Educational support through scholarships.	2 2.86% 2.94% 0.19% 0.19%	3 4.41% 4.41% 0.29% 0.29%	6 8.57% 8.82% 0.58% 0.58%	5 7.35% 7.35% 0.48% 0.48%	8 11.59% 11.76% 0.77% 0.77%	9 13.43% 13.24% 0.87% 0.87%	68 100% 100% 6.54% 6.54%

Training and education of librarians and library staff.	3 4.29% 4.29% 0.29% 0.29%	1 1.47% 1.43% 0.1% 0.1%	4 5.71% 5.71% 0.38% 0.38%	1 1.47% 1.43% 0.1% 0.1%	1 1.45% 1.43% 0.1% 0.1%	0 0% 0% 0% 0%	70 100% 100% 6.74% 6.74%
Advocating for libraries and library staff.	2 2.86% 2.86% 0.19% 0.19%	5 7.35% 7.14% 0.48% 0.48%	2 2.86% 2.86% 0.19% 0.19%	1 1.47% 1.43% 0.1% 0.1%	1 1.45% 1.43% 0.1% 0.1%	1 1.49% 1.43% 0.1% 0.1%	70 100% 100% 6.74% 6.74%
Facilitating communication between all types of libraries in the region.	5 7.14% 7.14% 0.48% 0.48%	3 4.41% 4.29% 0.29% 0.29%	3 4.29% 4.29% 0.29% 0.29%	5 7.35% 7.14% 0.48% 0.48%	3 4.35% 4.29% 0.29% 0.29%	1 1.49% 1.43% 0.1% 0.1%	70 100% 100% 6.74% 6.74%
Sharing electronic resources between and among all types of libraries in the region.	1 1.43% 1.47% 0.1% 0.1%	0 0% 0% 0% 0%	1 1.43% 1.47% 0.1% 0.1%	1 1.47% 1.47% 0.1% 0.1%	5 7.25% 7.35% 0.48% 0.48%	2 2.99% 2.94% 0.19% 0.19%	68 100% 100% 6.54% 6.54%
Supporting and coordinating literacy initiatives.	8 11.43% 11.43% 0.77% 0.77%	7 10.29% 10% 0.67% 0.67%	4 5.71% 5.71% 0.38% 0.38%	6 8.82% 8.57% 0.58% 0.58%	4 5.8% 5.71% 0.38% 0.38%	1 1.49% 1.43% 0.1% 0.1%	70 100% 100% 6.74% 6.74%
Bringing the needs of the region to the state level.	4 5.71% 5.71% 0.38% 0.38%	9 13.24% 12.86% 0.87% 0.87%	3 4.29% 4.29% 0.29% 0.29%	3 4.41% 4.29% 0.29% 0.29%	3 4.35% 4.29% 0.29% 0.29%	5 7.46% 7.14% 0.48% 0.48%	70 100% 100% 6.74% 6.74%
Interlibrary loan and delivery.	4 5.71% 5.71% 0.38% 0.38%	3 4.41% 4.29% 0.29% 0.29%	4 5.71% 5.71% 0.38% 0.38%	4 5.88% 5.71% 0.38% 0.38%	3 4.35% 4.29% 0.29% 0.29%	4 5.97% 5.71% 0.38% 0.38%	70 100% 100% 6.74% 6.74%
Cooperative purchasing.	5 7.14% 7.14% 0.48% 0.48%	6 8.82% 8.57% 0.58% 0.58%	3 4.29% 4.29% 0.29% 0.29%	6 8.82% 8.57% 0.58% 0.58%	4 5.8% 5.71% 0.38% 0.38%	3 4.48% 4.29% 0.29% 0.29%	70 100% 100% 6.74% 6.74%
Cooperative collection development.	6 8.57% 8.7% 0.58% 0.58%	3 4.41% 4.35% 0.29% 0.29%	9 12.86% 13.04% 0.87% 0.87%	6 8.82% 8.7% 0.58% 0.58%	5 7.25% 7.25% 0.48% 0.48%	0 0% 0% 0% 0%	69 100% 100% 6.64% 6.64%
Administrative consulting.	8 11.43% 11.43% 0.77% 0.77%	9 13.24% 12.86% 0.87% 0.87%	5 7.14% 7.14% 0.48% 0.48%	10 14.71% 14.29% 0.96% 0.96%	11 15.94% 15.71% 1.06% 1.06%	10 14.93% 14.29% 0.96% 0.96%	70 100% 100% 6.74% 6.74%
Technological consulting.	5 7.14% 7.35% 0.48% 0.48%	10 14.71% 14.71% 0.96% 0.96%	2 2.86% 2.94% 0.19% 0.19%	6 8.82% 8.82% 0.58% 0.58%	5 7.25% 7.35% 0.48% 0.48%	3 4.48% 4.41% 0.29% 0.29%	68 100% 100% 6.54% 6.54%
Grant writing assistance and coordination.	9 12.86% 13.24% 0.87% 0.87%	0 0% 0% 0% 0%	8 11.43% 11.76% 0.77% 0.77%	6 8.82% 8.82% 0.58% 0.58%	8 11.59% 11.76% 0.77% 0.77%	9 13.43% 13.24% 0.87% 0.87%	68 100% 100% 6.54% 6.54%
Representation at professional meetings, such as MLA, MEMO, ALA.	5 7.14% 7.14% 0.48% 0.48%	2 2.94% 2.86% 0.19% 0.19%	9 12.86% 12.86% 0.87% 0.87%	5 7.35% 7.14% 0.48% 0.48%	8 11.59% 11.43% 0.77% 0.77%	16 23.88% 22.86% 1.54% 1.54%	70 100% 100% 6.74% 6.74%
Sum	70 100% - 6.74% 6.74%	68 100% - 6.54% 6.54%	70 100% - 6.74% 6.74%	68 100% - 6.54% 6.54%	69 100% - 6.64% 6.64%	67 100% - 6.45% 6.45%	1039 100% - 100% 100%

*Sequence of numbers in a cell

Absolute frequency

Relative frequency column

Relative frequency row

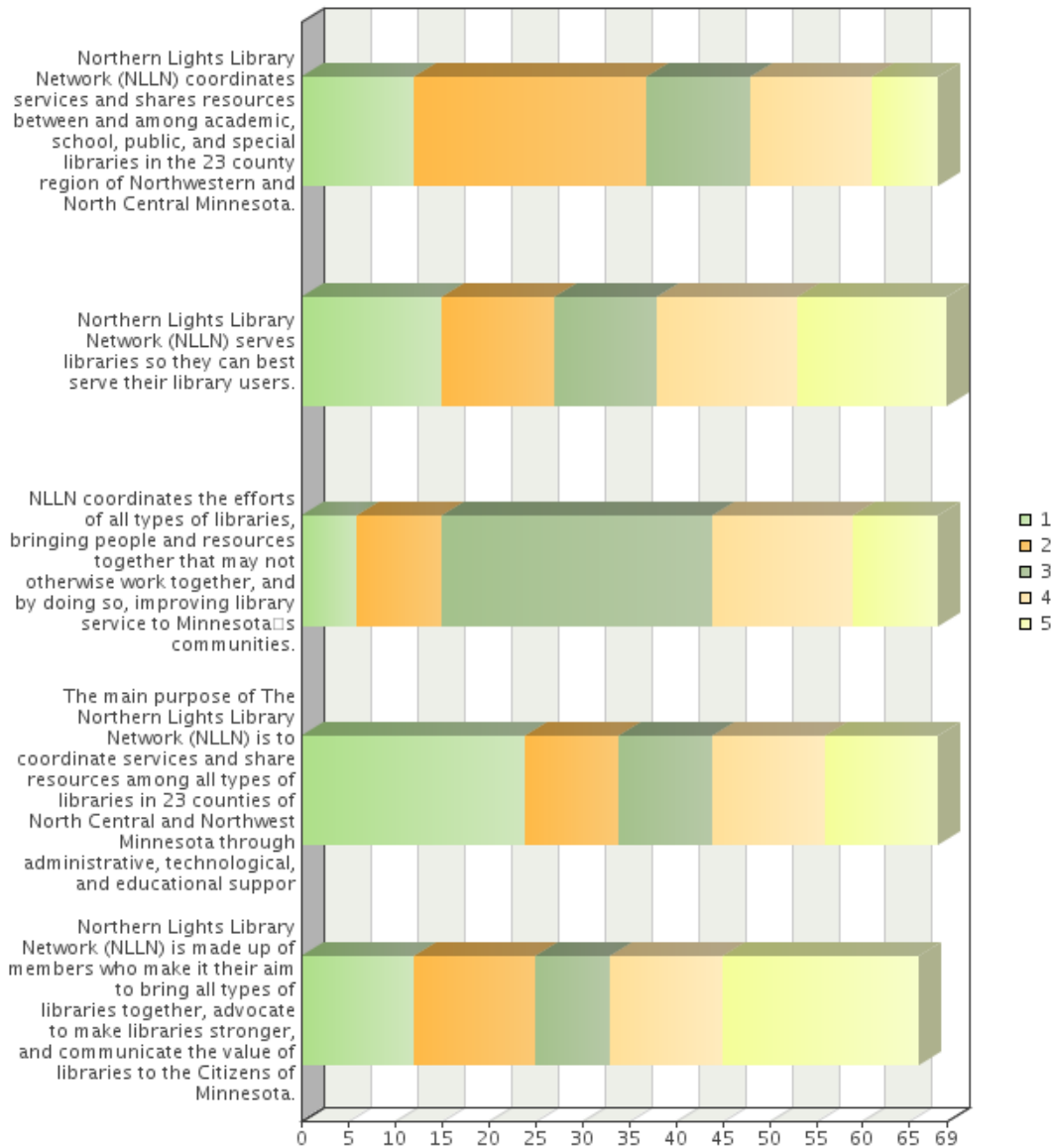
Relative frequency

Adjusted relative frequency

Question 37

Please rank the mission of Northern Lights Library Network (NLLN), with 1 as the most relevant, and 5 as the least relevant.

Levels



	1	2	3	4	5	Sum

<p>Northern Lights Library Network (NLLN) coordinates services and shares resources between and among academic, school, public, and special libraries in the 23 county region of Northwestern and North Central Minnesota.</p>	<p>12 17.39% 17.65% 3.54% 3.54%</p>	<p>25 36.23% 36.76% 7.37% 7.37%</p>	<p>11 15.94% 16.18% 3.24% 3.24%</p>	<p>13 19.4% 19.12% 3.83% 3.83%</p>	<p>7 10.77% 10.29% 2.06% 2.06%</p>	<p>68 100% 100% 20.06% 20.06%</p>
<p>Northern Lights Library Network (NLLN) serves libraries so they can best serve their library users.</p>	<p>15 21.74% 21.74% 4.42% 4.42%</p>	<p>12 17.39% 17.39% 3.54% 3.54%</p>	<p>11 15.94% 15.94% 3.24% 3.24%</p>	<p>15 22.39% 21.74% 4.42% 4.42%</p>	<p>16 24.62% 23.19% 4.72% 4.72%</p>	<p>69 100% 100% 20.35% 20.35%</p>
<p>NLLN coordinates the efforts of all types of libraries, bringing people and resources together that may not otherwise work together, and by doing so, improving library service to Minnesotas communities.</p>	<p>6 8.7% 8.82% 1.77% 1.77%</p>	<p>9 13.04% 13.24% 2.65% 2.65%</p>	<p>29 42.03% 42.65% 8.55% 8.55%</p>	<p>15 22.39% 22.06% 4.42% 4.42%</p>	<p>9 13.85% 13.24% 2.65% 2.65%</p>	<p>68 100% 100% 20.06% 20.06%</p>
<p>The main purpose of The Northern Lights Library Network (NLLN) is to coordinate services and share resources among all types of libraries in 23 counties of North Central and Northwest Minnesota through administrative, technological, and educational support</p>	<p>24 34.78% 35.29% 7.08% 7.08%</p>	<p>10 14.49% 14.71% 2.95% 2.95%</p>	<p>10 14.49% 14.71% 2.95% 2.95%</p>	<p>12 17.91% 17.65% 3.54% 3.54%</p>	<p>12 18.46% 17.65% 3.54% 3.54%</p>	<p>68 100% 100% 20.06% 20.06%</p>

Northern Lights Library Network (NLLN) is made up of members who make it their aim to bring all types of libraries together, advocate to make libraries stronger, and communicate the value of libraries to the Citizens of Minnesota.	12 17.39% 18.18% 3.54% 3.54%	13 18.84% 19.7% 3.83% 3.83%	8 11.59% 12.12% 2.36% 2.36%	12 17.91% 18.18% 3.54% 3.54%	21 32.31% 31.82% 6.19% 6.19%	66 100% 100% 19.47% 19.47%
	69 100% - 20.35% 20.35%	69 100% - 20.35% 20.35%	69 100% - 20.35% 20.35%	67 100% - 19.76% 19.76%	65 100% - 19.17% 19.17%	339 100% - 100% 100%

***Sequence of numbers in a cell**

Absolute frequency

Relative frequency column

Relative frequency row

Relative frequency

Adjusted relative frequency

Question 38

I would like to see Northern Lights Library Network (NLLN) do more of the following:

Text input

Help in evaluating the library program. With so many librarians being reassigned to classrooms and the library becoming a part time job, it would be great to have an outside assessment to show how the library and the students performance is being affected.

Since many school libraries are staffed by paraprofessionals, rather than professionals, I would like to see more training for library paraprofessionals.

Work with individual schools to support the staff and their goals.

Hold trainings for destiny and ipads in Detroit Lakes.

1. Help small school libraries advocate for professional media teachers to be retained, or reinstated to the library programs. 2. Continue to offer sessions for updating technical skills and exposure to new formats such as ebooks. 3. Continue and promote the interlibrary loan service for schools 4. Pressure school administrators to continue media programs

Address disparities and fluctuations in library budgets and help us to figure out solutions to benefit as many citizens and library users as possible.

There are fewer and fewer affordable training opportunities for school librarians. Anything from collection development to mending books and creating displays would be useful for me and my library assistant. It seems like most of the training ops through NLLN lately are destiny-related, which is great, but only great if you use destiny! :) It would be really nice if the multi-type could provide training for us smaller libraries who don't have workshops geared for our needs.

The ability of interlibrary loans so our patrons have a broader spectrum of materials to meet their educational needs.

COntinue to add to the electronic Shared collections --this greatly reduces the cost to the school media centers and enhances the public use of the resources.

Offer more summer technology training - iPads, SMART boards, D2L, Google Docs, etc.

Host an annual workshop on resources available and training in how to use new technology including Destiny.

Find a way to pool resources. Bring us all together with a more unified library system.

Some of the questions were difficult to answer, many of the areas were hard to put in order of importance. I work in a public school and my main concern at this time is the moving forward with e. books. I have really liked the e. mails regarding this and seeing what other schools are doing and where to get a good start on this. I have been fortunate enough in our community to have a community member see the importance of e. books and is currently fundraising to get e. readers into our kid's hands and also updating our system to support e. books. I would like more information on this as it becomes available.

Work with the schools, not happening

Highlight rural public libraries.

Hands on workshops to learn how to use Destiny Systems and also to converse with other librarians to see hwat they are doing and what works and what deosn't and how they use their allotted funds.

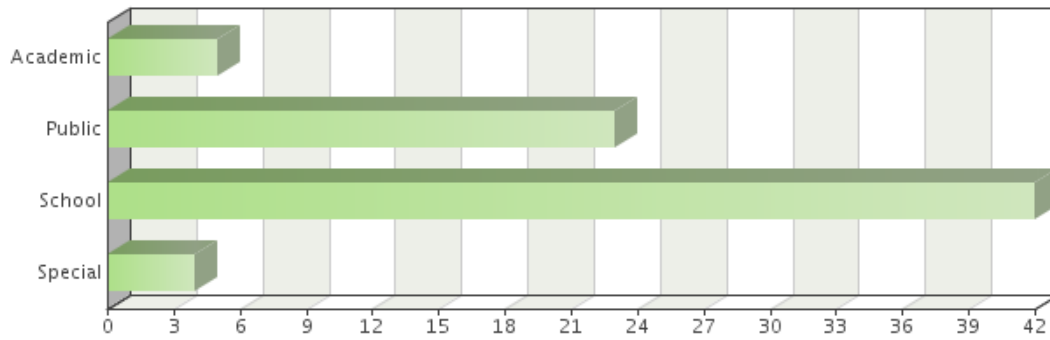
Have the Spotlights for Books workshop in a better, cheaper location.

Training on Destiny. Come closer to Central MN Webinars distance training. It is hard to close libraries and travel.

Have a regional annual update for the users of Destiny in the school. The Regional Library system serves the purpose it is made for in local library support. I work for both the school and Public library through LARL.

Question 39

I represent the following type of library:



Frequency table

Choices	Absolute frequency	Cum. absolute frequency	Relative frequency	Cum. relative frequency	Adjusted relative frequency	Cum. adjusted relative frequency
Academic	5	5	5.43%	5.43%	6.76%	6.76%
Public	23	28	25%	30.43%	31.08%	37.84%
School	42	70	45.65%	76.09%	56.76%	94.59%
Special	4	74	4.35%	80.43%	5.41%	100%
Sum:	74	-	80.43%	-	100%	-
Not answered:	18	-	19.57%	-	-	-
Average:	2.61	Minimum:	1	Variance:	0.49	
Median:	3	Maximum:	4	Std. deviation:	0.7	

Total answered: 74